
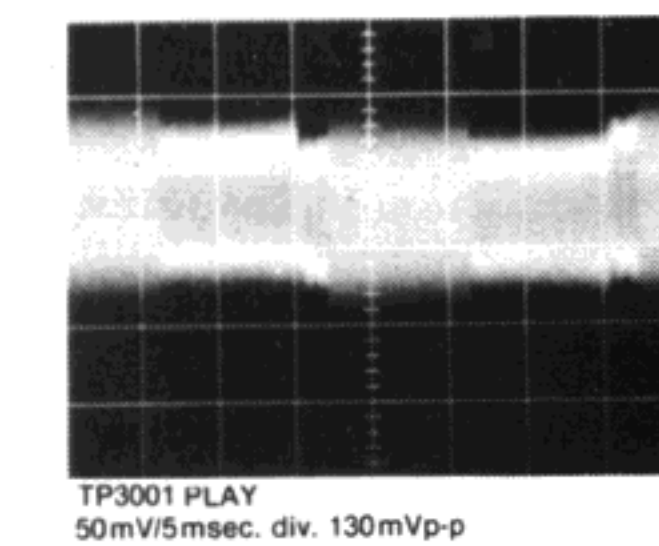
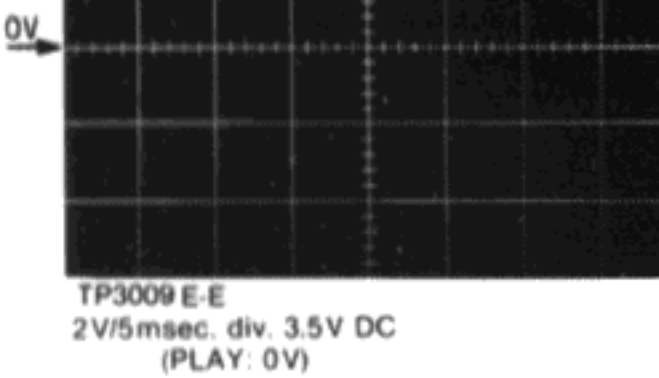


P34 TO MAIN

DS24-1	1	ROTARY CTL
DS24-2	2	GND
DS24-3	3	VIDEO IN
DS24-4	4	VSS
DS24-5	5	
DS24-6	6	GND
DS24-7	7	VIDEO OUT
DS24-8	8	PB
DS24-9	9	VIDEO IN/OUT
DS24-10	10	GND
DS24-11	11	REG 5V
DS24-12	12	VIDEO OUT (RF)
DS24-13	13	9V



P33 TO RF CON

DS23-1	1	CURR EMPHA
DS23-2	2	DELAYED REC 9V
DS23-3	3	
DS23-4	4	HEAD SW
DS23-5	5	HEAD AMP SW
DS23-6	6	
DS23-7	7	EXCEPT REC 5V
DS23-8	8	PICTURE CTL
DS23-9	9	EE 5V
DS23-10	10	ENVE DETECT
DS23-11	11	V-LOCK PULSE
DS23-12	12	ART-H SYNC
DS23-13	13	REC 5V
DS23-14	14	
DS23-15	15	COLOR SW
DS23-16	16	GND

